

Effects of the chemomechanical stepping cycle on the traffic of molecular motors

Stefan Klumpp,¹ Yan Chai,² and Reinhard Lipowsky²

¹*Center for Theoretical Biological Physics and Department of Physics, University of California at San Diego, 9500 Gilman Drive, La Jolla, California 92093-0374, USA*

²*Department of Theory and Bio-Systems, Max Planck Institute of Colloids and Interfaces, Science Park Golm, 14424 Potsdam, Germany*
(Received 26 June 2008; revised manuscript received 9 September 2008; published 8 October 2008)

We discuss effects of the stepping kinetics of molecular motors on their traffic behavior on crowded filaments using a simple two-state chemomechanical cycle. While the general traffic behavior is quite robust with respect to the detailed kinetics of the step, a few observable parameters exhibit a strong dependence on these parameters. Most strikingly, the effective unbinding rate of the motors may both increase and decrease with increasing traffic density, depending on the details of the motor step. Likewise the run length either exhibits a strong decrease or almost no dependence on the traffic density. We compare our theoretical results with recent experimental observations on motor traffic.

DOI: 10.1103/PhysRevE.78.041909

PACS number(s): 87.16.Nn, 05.60.-k, 05.40.-a

I. INTRODUCTION

Molecular motors power the transport of various kinds of cargoes within cells by directed stepping movements along filaments of the cytoskeleton [1]. The similarities (and differences) compared to highway traffic [2] and the fact that cells are crowded environments [3,4] have stimulated extensive research of traffic phenomena in molecular motor systems [5–13].

Most studies of molecular motor traffic have modeled the stochastic stepping of an individual motor by a single Poissonian step, which is modified in dense traffic by an exclusion rule similar to the well-studied asymmetric simple exclusion process (ASEP) [14–17]: If the site to which a motor attempts to step is not accessible, because another motor (or any other kind of obstacle) is bound there, the step is rejected. Stepping of a molecular motor is, however, a complex process and consists of a series of transitions between different motor states and corresponding conformational changes [18]. Several recent studies have therefore incorporated detailed kinetic models of the steps into models for molecular motor traffic [13,19,20]. However, the main feature of molecular motor traffic visible in experiments [13,21,22], the emergence of traffic-jam like density profiles, with a region of high density of bound motors separated from a low-density region by a sharp interface [5,8,23], as well as the basic features of the phase diagrams for transport in open systems [6,8] are very robust with respect to such extensions of the simplest models.

In this paper, we discuss observable effects of the stepping kinetics on the traffic behavior. To be explicit we consider the simplest possible stepping cycle, which consists of transitions between two motor conformations or internal states of the motor, with only one transition involving movement of the motor to the next binding site on the filament as shown in Fig. 1. A few generalizations for models that incorporate reverse transitions and backward steps are briefly discussed in the Appendix.

II. MODEL WITHOUT MOTOR BINDING/UNBINDING

We first consider the case without exchange of motors with a reservoir, i.e., we neglect that fact that bound motors

unbind from their filamentous track and unbound motors bind to it. In the simplest model, the motor cycles between two conformational states, state 1 and 2, which may be considered as a weakly bound and a strongly bound state as in a kinetic scheme for kinesin 1 [24]. In that case, the model with two substeps is defined by two rates, κ_1 and κ_2 . The first one describes the transitions from state 1 to state 2 with the motor position along the filament unchanged, while the second describes the actual step to the next site, which is accompanied by a transition from motor state 2 (the strongly bound state of kinesin) to state 1 (the weakly bound state) and has step size ℓ , as depicted in Fig. 1(a). Binding and unbinding of motors as indicated in Fig. 1(b) will be incorporated into the model in the next section. Throughout this paper we use periodic boundary conditions; we note, however, that more realistic open boundaries will lead to the same results if the system size is long compared to the run

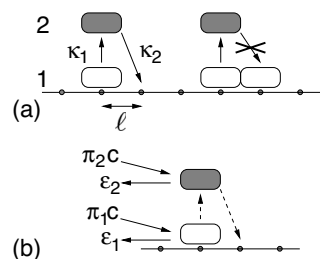


FIG. 1. Model for traffic of molecular motors with a two-state chemomechanical cycle. (a) Motors can be in two conformational states, state 1 (white) and 2 (gray). The two states may be considered as a weakly bound state and a strongly bound state. A motor in state 1 can make a transition to state 2 with rate κ_1 , while remaining at the same site on the filament. A motor in state 2 makes a transition to state 1 with rate κ_2 . The latter transition is accompanied by a step of size ℓ to the next site on the filament and occurs only if the forward neighbor site is not occupied by another motor in either state 1 or 2. (b) Motors in state 1 and 2 unbind from the filament with rates ϵ_1 and ϵ_2 , respectively. Likewise, a free binding site on the filament becomes occupied by a motor in state 1 or 2 with rates $\pi_1 c$ and $\pi_2 c$, respectively, which depend on the concentration c of unbound motors. Unbound motors may not bind to sites already occupied by a motor in either state.

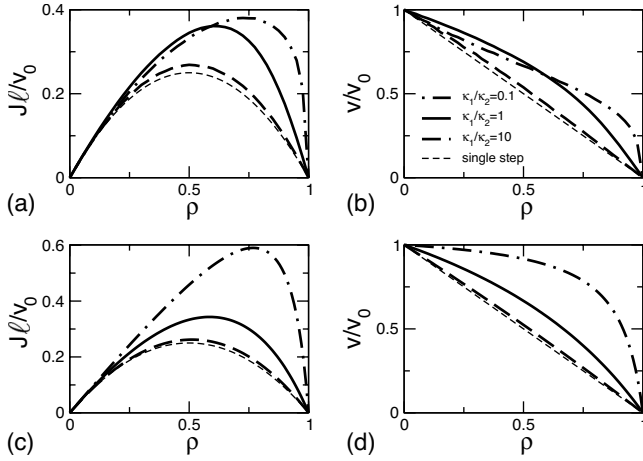


FIG. 2. Effect of the chemomechanical stepping cycle. (a),(c) Motor current J and (b),(d) velocity v as functions of the motor density ρ on the filament for different choices of the rates κ_1 and κ_2 . (a) and (b) show results from simulations, while (c) and (d) show the corresponding mean field results. All plots shown here have been obtained for the simplified models in which the motors do not unbind from the filament. Both current and velocity have been normalized by the single motor velocity v_0 , which is taken to be an experimentally determined quantity. With this normalization these quantities are functions of the ratio of κ_1/κ_2 only.

length of the motors, i.e., the distance a motor moves along the filament before unbinding [2]. Under the latter condition, which is typically fulfilled for cytoskeletal motors with run lengths of $\sim 1 \mu\text{m}$ and filaments with typical lengths of tens of microns [1], the choice of the boundary conditions is only reflected in boundary layers of a size comparable to the run length [2].

Figure 2(a) shows the motor current as a function of the motor density ρ on the filament as obtained from simulations. Here and in the following plots, we normalize the motor current J and the motor velocity v by the single motor velocity $v_0 = \kappa_1 \kappa_2 \ell / (\kappa_1 + \kappa_2)$, which we consider as a known quantity given by experimental data. In contrast to the quantities J , v , and v_0 , the normalized current $J\ell/v_0$, and the normalized velocity v/v_0 , which will be discussed below, depend only on the ratio κ_1/κ_2 of the two transition rates and not on the absolute values of κ_1 and κ_2 . Therefore $J\ell/v_0$ was plotted for different choices of κ_1/κ_2 in Fig. 2(a). In the limit $\kappa_1 \gg \kappa_2$, the actual step is rate-limiting and the transition from state 1 to state 2, which does not comprise movement along the filament, can be neglected. In this limit, the two-step model becomes equivalent to the usual ASEP and the current is given by $J = (v_0/\ell)\rho(1-\rho)$, symmetric around $\rho = 1/2$. If, however, the conformational transition cannot be neglected, this symmetry is lost and the maximum of the current is shifted towards higher densities. At the same time, the value of the maximal current increases. The absence of particle-hole symmetry, i.e., symmetry upon interchanging ρ and $(1-\rho)$, can be understood by considering the velocity of rare individual particles or holes, i.e., the limits $\rho \approx 0$ and $\rho \approx 1$, respectively. While a single motor particle moves with velocity v_0 , a single hole in a fully occupied lattice moves with the hole velocity $v_H = \kappa_2 \ell$, since all particles it encoun-

ters had sufficient time for the transition to state 2. This velocity is always larger than the particle velocity v_0 , as $v_0/v_H = \kappa_1/(\kappa_1 + \kappa_2) < 1$. Thus the current, which is given by $J = \kappa_2(1-\rho)$ for $\rho \approx 1$, drops more steeply for $\rho \approx 1$ than it increases for small ρ .

While the current is the most important characteristic of a traffic system from a theoretical point of view, it is not easily accessible in experiments. A quantity that can be measured directly is the motor velocity, which can be determined by tracking individual labeled motors in a background of unlabeled motors [24]. The velocity v can be expressed in terms of the current J using the relation $v = J\ell/\rho$. The density dependence of the motor velocity is shown in Fig. 2(b). In contrast to the usual ASEP, which is obtained in the limit $\kappa_1 \gg \kappa_2$ and for which the velocity exhibits a linear decrease as a function of the density ρ , the velocity is a convex function of the density in the two-step model. The reduction of the motor velocity is thus less pronounced at low motor densities, in particular if the actual step is not rate limiting, i.e., if $\kappa_2 \gg \kappa_1$. This means that a strong slowing down of the motors due to the traffic may only be observed for very dense motor traffic. At intermediate densities, the effect of exclusion is reduced for large κ_2 . This can be interpreted as a partially synchronized motion of motors: If one or several motors in state 2 are directly behind a motor in state 1, they follow almost immediately when the leading motor steps forward.

The density dependence of the motor current and the motor velocity can be described analytically using a mean-field approximation: all traffic effects can be subsumed into an effective rate for the actual stepping by replacing the rate κ_2 by $\kappa_2(1-\rho)$. Then the probabilities P_1 and P_2 that the motor is in conformation 1 or 2 are calculated as for a single motor. This approximation leads to

$$P_1 = \frac{\kappa_2(1-\rho)}{\kappa_1 + \kappa_2(1-\rho)} \quad \text{and} \quad P_2 = \frac{\kappa_1}{\kappa_1 + \kappa_2(1-\rho)}, \quad (1)$$

and thus to

$$J(\rho) = \rho \kappa_2 P_2 = \frac{\kappa_1 \kappa_2 \rho (1-\rho)}{\kappa_1 + \kappa_2 (1-\rho)} \quad (2)$$

and

$$v(\rho) = \kappa_2 \ell P_2 = \frac{\kappa_1 \kappa_2 (1-\rho) \ell}{\kappa_1 + \kappa_2 (1-\rho)}. \quad (3)$$

These expressions are plotted in Figs. 2(c) and 2(d), again normalized by the single motor velocity v_0 . These plots show qualitatively the same behavior as the simulation data in Figs. 2(a) and 2(b). However, except for the limiting case $\kappa_1 \gg \kappa_2$, which corresponds to the usual ASEP, the mean field approximation overestimates the effects of the conformational transition. In particular, in the limit $\kappa_2 \gg \kappa_1$ it predicts a linear increase of the current, $J = (v_0/\ell)\rho$, and a constant velocity, $v = v_0$, up to almost the maximal density $\rho = 1$. The maximal current thus approaches $J\ell/v_0 = 1$ and occurs at a density value that approaches $\rho = 1$. In contrast, the density dependence of the current obtained from simulations shows pronounced deviations from the linear density dependence of

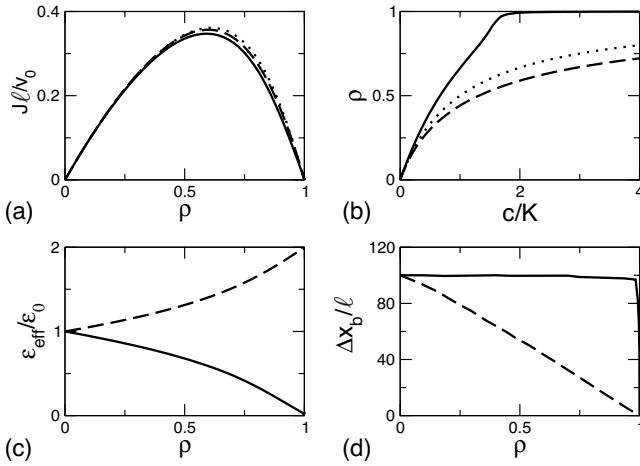


FIG. 3. Effect of motor binding and unbinding. (a) Motor current J as a function of the motor density ρ , (b) motor density ρ as a function of the unbound motor concentration c , normalized by the dissociation constant $K \equiv \epsilon_0 / (\pi_1 + \pi_2)$, (c) effective unbinding rate ϵ_{eff} , and (d) average run length Δx_b as functions of the bound motor density ρ . All plots show simulation results for models with unbinding predominantly from state 1 (solid lines, $\epsilon_1 = \kappa_1/100$, $\epsilon_2 = \epsilon_1/100$, $\kappa_1 = \kappa_2$) and with unbinding from state 2 (dashed lines, $\epsilon_1 = 0$, $\epsilon_2 = \kappa_2/100$, $\kappa_1 = \kappa_2$). The dotted line in (a) shows the corresponding curve without binding/unbinding, the dotted line in (b) the Langmuir-type binding curve for the same single motor unbinding rate ϵ_0 .

the current even for low κ_1/κ_2 and appears to converge to a function with a maximum of $J/(v_0/\ell) \approx 0.37$ at $\rho \approx 0.75$. The curves for $\kappa_1/\kappa_2 = 0.1$ in Fig. 2 are close to this limit.

III. MODEL WITH BINDING/UNBINDING KINETICS

Next, we consider the effect of motor binding to and unbinding from the filament [Fig. 1(b)]. Even the simplest model with only two internal states of the motor allows many different implementations of binding and unbinding: indeed unbinding may occur from state 1 and/or state 2, described by the rates ϵ_1 and ϵ_2 , and unbound motors may also become bound in either state, described by the rates $\pi_1 c$ and $\pi_2 c$, where $\pi_{1,2}$ are the second-order binding rates and c is the concentration of unbound motors. For simplicity, we restrict the discussion to the two cases, where unbinding occurs predominantly in one of the two states. Furthermore, our simulations indicate that whether newly bound motors are in state 1 or state 2 has only a small effect as long as the motors are processive, i.e., if they typically make many steps before unbinding [25].

Results from simulations that include binding and unbinding of motors are shown in Fig. 3. The solid and dashed curves in Fig. 3 correspond to cases where unbinding occurs predominantly from state 1, with $\epsilon_1 = \kappa_1/100$ and $\epsilon_2 = \epsilon_1/100$ [26], and only from state 2, with $\epsilon_2 = \kappa_2/100$ and $\epsilon_1 = 0$, respectively. In both cases, the unbinding rates are chosen to match a run length of 100 steps for the single motor. For processive motors, including motor binding and unbinding has only a small effect on the density dependence

of the motor current [Fig. 3(a)] and the motor velocity compared to the case without binding or unbinding (dotted line). The density ρ of bound motors, however, is now determined by the binding or unbinding equilibrium. Figure 3(b) shows the bound motor density as a function of the unbound motor concentration c , which is normalized by the desorption constant $K \equiv \epsilon_0 / (\pi_1 + \pi_2)$. Here ϵ_0 is the effective unbinding rate of a single motor, which is obtained from the general effective unbinding rate $\epsilon_{\text{eff}} = \epsilon_1 P_1 + \epsilon_2 P_2$ by taking the limit $\rho = 0$, which leads to $\epsilon_0 = (\epsilon_1 \kappa_2 + \epsilon_2 \kappa_1) / (\kappa_1 + \kappa_2)$. These curves are compared to simple Langmuir-type binding with the same effective unbinding rate ϵ_0 for a single motor (dotted line), as used in models without internal states. While all three curves are the same for small binding rates (or unbound motor concentrations), there are marked differences for high binding rates. If unbinding occurs from state 1, binding is clearly stronger than in simple Langmuir-type binding [27], while it is weaker if unbinding occurs from state 2. This behavior is not surprising, because, in denser traffic, motors spend a larger fraction of time in state 2, which increases the effective unbinding rate ϵ_{eff} if unbinding occurs from state 2, but decreases it if unbinding occurs from state 1, as shown in Fig. 3(c).

Closely connected with the unbinding rate is the run length or processivity, i.e., the number of steps a motor takes before detaching from the filament, which is shown in Fig. 3(d) as a function of the motor density on the filament. For simple Poissonian steppers, the unbinding rate is independent of the motor density, but the run length decreases linearly with increasing density due to the linear decrease of the velocity. For motors with a conformational stepping cycle, the run length also decreases if unbinding occurs from state 2 [although the decrease is not necessarily linear, in particular if $\kappa_1 \gg \kappa_2$, due to the convex density dependence of the velocity as shown in Fig. 2(b)]. If unbinding occurs, however, predominantly from state 1, the run length remains unaffected by the density of the motor traffic up to very high densities (where the small unbinding rate from state 2 becomes dominant). In this case, unbinding is characterized by a constant unbinding probability per step rather than a constant unbinding rate as in the case of Poissonian steppers.

IV. EXPERIMENTAL RELEVANCE

We have discussed the effects of the chemomechanical stepping cycle of a molecular motor on the traffic of many molecular motors using a simple two-state chemical cycle. For this model we have determined observable quantities, in particular the motor velocity and the average run length, which can be measured by tracking individual motors on a crowded filament [24].

Our analysis shows that the more complex stepping kinetics tend to diminish the slowing down of motors due to traffic congestion, but this effect is not very large. It is possible that this effect contributes to the surprisingly small decrease of the velocity observed in the experiment of Seitz and Surrey [24]. In this experiment, the velocity of kinesin 1 motors remained almost constant up to unbound motor concentrations that resulted in nominal bound motor densities of

≈ 0.3 – 0.5 and reduced the motor binding rate about twofold. The interpretation of this experiment is, however, complicated by another observation showing that microtubules saturated with motors exhibit an approximately twofold higher motor density in the presence of a nonhydrolysable ATP analog than in the presence of ATP. It is thus rather likely that the specific geometry of binding of motors to the filament also plays an important role, in particular whether they bind with one or two heads and how many sites a motor occupies on the filament [28]. A larger size of the particles also diminishes the decrease of the velocity [14,28], so one may speculate that the relatively constant velocity observed by Seitz and Surrey is due to a combination of (at least) two weak effects.

A more pronounced effect of the cycle is seen in the density dependence of the run length and the effective unbinding rate. Depending on the state from which unbinding from the filament predominantly occurs, the effective unbinding rate may both increase or decrease with increasing traffic density, while the run length decreases or remains essentially constant. The latter behavior has been observed in the experiment of Ref. [24]. In this experiment, the time a motor spends bound to the filament before unbinding was found to increase about twofold over the studied range of motor densities, indicating that the unbinding rate decreases in dense traffic, while the run length remained approximately constant. Another study [29], however, reported the exact opposite, namely that unbinding is increased due to crowding. The reason for the discrepancy is not known, but there are several important differences in the experimental conditions. In the experiment of Ref. [29], microtubules were covered by very high densities of kinesin (up to one kinesin dimer per microtubule binding site) in the absence of nucleotides and unbinding was measured indirectly by light scattering during the transient dynamics after the addition of ATP. In contrast, the experiment of Ref. [24] used lower motor densities and addressed the steady state of the motor traffic, and motor properties were measured directly by tracking individual motors. The observation that different amounts of kinesin are needed to saturate microtubules in the presence of different nucleotides (ATP versus nonhydrolysable analog) [24] also suggests that kinesins may be bound in different ways in the two experiments. In general, even the equilibrium binding of dimeric motors to filaments (in the absence of ATP, i.e., without active movements) may exhibit a range of stoichiometries and rather complex dynamics [30].

Finally, the main effect of crowded molecular motor traffic is the emergence of a traffic-jam-like domain of high motor density at the end of a filament [5,8,23], as observed in several experiments [13,21,22]. If the filament is in contact with a large reservoir of unbound motors, the length of the high density domain or traffic jam is of the order of the run length in ASEP-type models [2]. If the unbinding rate is reduced in dense traffic, as in our model with unbinding from state 1 and as suggested by the experiment of Ref. [24], one may expect to observe much longer traffic jams. Extending the arguments given in Ref. [2], one obtains the estimate that

the jam length is larger than the run length by a factor $\epsilon_0/\epsilon(\rho)$.

ACKNOWLEDGMENTS

The authors thank A. Seitz and T. Surrey for discussions of their experiments. S.K. was supported by Deutsche Forschungsgemeinschaft (Grants No. KL818/1-1 and No. KL818/1-2) and by the National Science Foundation through the Center for Theoretical Biological Physics (Grants No. PHY-0216576 and No. PHY-0225630).

APPENDIX

The model we have discussed in this article represents the simplest possible chemomechanical cycle of a molecular motor with two subsequent transitions that are treated as irreversible. This minimal model of a stepping cycle provides a good description of the dynamics of kinesin motors under typical experimental conditions (low concentrations of the hydrolysis products ADP and P_i , no opposing force), see, e.g., Ref. [24], where backward steps are rare [18,31], but should not be expected to be valid under all possible experimental conditions or for other types of motors such as dyneins which exhibit backward steps more frequently than kinesins [32,33]. On the other hand, it is straightforward to include backward steps in the theoretical framework used here as already described in Ref. [5]. To test to what extent our results remain valid if the dynamics of motor stepping are more complex, we simulated several variants of our model that include reverse transitions and backward steps. All these variants exhibit qualitatively the same behavior as the simple model.

Surprisingly, the main difference to the simple model is already obtained when the reverse transition for the transition from state 1 to state 2 is included: In the original model with irreversible transitions, a motor in dense traffic often waits in state 2 until the site in front becomes available. If the reverse transition is included such a motor will switch between states 1 and 2 while waiting, so the probability that the motor is in state 2 is reduced in dense traffic compared to the irreversible model. As a consequence the motor velocity is slightly reduced and the distinction between the cases with unbinding from state 1 or 2 becomes less pronounced if the reverse rate is sufficiently large. In particular, the run length exhibits a weak decrease with increasing motor density (rather than being constant) in the case where unbinding occurs mainly from state 1. Essentially the same behavior was observed for a cycle that included reverse transition for both the internal transition and the actual step.

Finally we also simulated the case where a motor in state 2 may make either a forward step or (with a smaller rate) a backward step, which provides the simplest model where forward and backward steps occur along different reaction pathways, a situation suggested for kinesin by both experiments and modeling [18,31]. Our simulation results for this case strongly resemble those for the simplest cycle without backsteps or reverse transitions.

- [1] J. Howard, *Mechanics of Motor Proteins and the Cytoskeleton* (Sinauer Associates, Sunderland, MA, 2001).
- [2] S. Klumpp, M. J. I. Müller, and R. Lipowsky, in *Traffic and Granular Flow '05*, edited by A. Schadschneider, T. Pöschel, R. Kühne, M. Schreckenberg, and D. E. Wolf (Springer, Berlin, 2007), pp. 251–261.
- [3] D. S. Goodsell, *The Machinery of Life* (Springer, New York, 1993).
- [4] O. Medalia, I. Weber, A. S. Frangakis, D. Nicastro, G. Gehrisch, and W. Baumeister, *Science* **298**, 1209 (2002).
- [5] R. Lipowsky, S. Klumpp, and T. M. Nieuwenhuizen, *Phys. Rev. Lett.* **87**, 108101 (2001).
- [6] S. Klumpp and R. Lipowsky, *J. Stat. Phys.* **113**, 233 (2003).
- [7] K. Kruse and K. Sekimoto, *Phys. Rev. E* **66**, 031904 (2002).
- [8] A. Parmeggiani, T. Franosch, and E. Frey, *Phys. Rev. Lett.* **90**, 086601 (2003).
- [9] M. R. Evans, R. Juhász, and L. Santen, *Phys. Rev. E* **68**, 026117 (2003).
- [10] S. Klumpp and R. Lipowsky, *Europhys. Lett.* **66**, 90 (2004).
- [11] S. Klumpp and R. Lipowsky, *Phys. Rev. E* **70**, 066104 (2004).
- [12] G. A. Klein, K. Kruse, G. Cuniberti, and F. Jülicher, *Phys. Rev. Lett.* **94**, 108102 (2005).
- [13] K. Nishinari, Y. Okada, A. Schadschneider, and D. Chowdhury, *Phys. Rev. Lett.* **95**, 118101 (2005).
- [14] C. T. MacDonald, J. H. Gibbs, and A. C. Pipkin, *Biopolymers* **6**, 1 (1968).
- [15] J. Krug, *Phys. Rev. Lett.* **67**, 1882 (1991).
- [16] B. Derrida, M. R. Evans, V. Hakim, and V. Pasquier, *J. Phys. A* **26**, 1493 (1993).
- [17] G. Schütz and E. Domany, *J. Stat. Phys.* **72**, 277 (1993).
- [18] S. Liepelt and R. Lipowsky, *Phys. Rev. Lett.* **98**, 258102 (2007).
- [19] H. Wang, S.-X. Dou, and P.-Y. Wang, *Chin. Phys. Lett.* **22**, 2980 (2005).
- [20] P. Greulich, A. Garai, K. Nishinari, A. Schadschneider, and D. Chowdhury, *Phys. Rev. E* **75**, 041905 (2007).
- [21] C. Leduc, O. Campàs, K. B. Zeldovich, A. Roux, P. Jolimaitre, L. Bourel-Bonnet, B. Goud, J.-F. Joanny, P. Bassereau, and J. Prost, *Proc. Natl. Acad. Sci. U.S.A.* **101**, 17096 (2004).
- [22] S. Konzack, P. E. Rischitor, C. Enke, and R. Fischer, *Mol. Biol. Cell* **16**, 497 (2005).
- [23] S. Klumpp, T. M. Nieuwenhuizen, and R. Lipowsky, *Biophys. J.* **88**, 3118 (2005).
- [24] A. Seitz and T. Surrey, *EMBO J.* **25**, 267 (2006).
- [25] In general, if motors may unbind in a conformation different from the one they had immediately after binding, one step per run corresponds to an incomplete chemical cycle. This incomplete cycle leads to a correction of the probabilities P_i compared to the case where the chemical cycle is completed in each step. This correction is thus of order $1/(\text{number of steps per run})$ and has a very small effect for processive motors.
- [26] The small nonzero value of ϵ_2 in has been introduced to avoid an artificial absorbing state, given by a filament fully occupied by motors in state 2, from which the system cannot escape within the simplest models if $\epsilon_2=0$. An alternative would be to introduce a reverse transition from state 2 to state 1 at the same position.
- [27] The peculiar shape of the curve reflects the change in the dominant unbinding pathway towards unbinding from state 2 at high unbound motor concentrations.
- [28] R. Lipowsky, Y. Chai, S. Klumpp, S. Liepelt, and M. J. I. Müller, *Physica A* **372**, 34 (2006).
- [29] I. M.-T. C. Crevel, M. Nyitrai, M. C. Alonso, S. Weiss, M. A. Geeves, and R. A. Cross, *EMBO J.* **23**, 23 (2004).
- [30] E. Frey and A. Vilfan, *Chem. Phys.* **284**, 287 (2002).
- [31] N. J. Carter and R. A. Cross, *Nature (London)* **435**, 308 (2005).
- [32] J. L. Ross, K. Wallace, H. Shuman, Y. E. Goldman, and E. L. Holzbaur, *Nat. Cell Biol.* **8**, 562 (2006).
- [33] A. Gennerich, A. P. Carter, S. L. Reck-Peterson, and R. D. Vale, *Cell* **131**, 952 (2007).